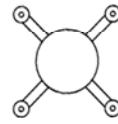
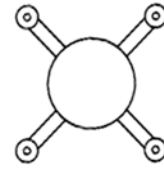


Device Mounts

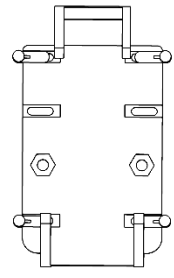
These instructions for use with the following items:



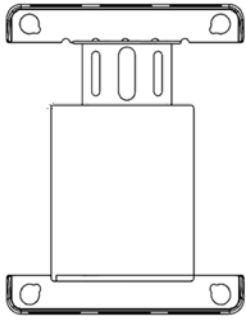
32359



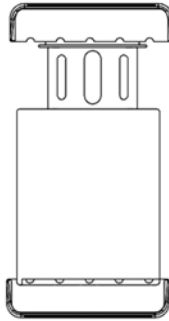
32354



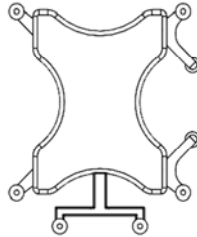
32373



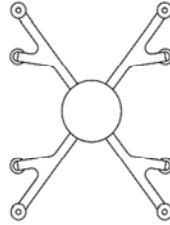
32355



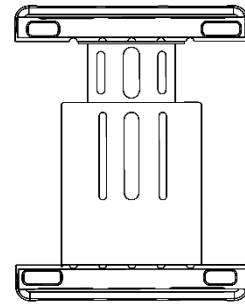
32356



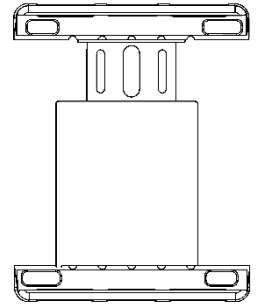
32357



32358



32300

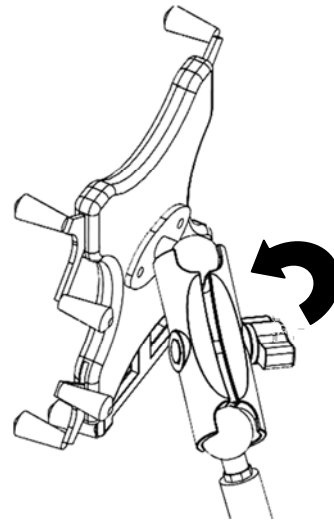
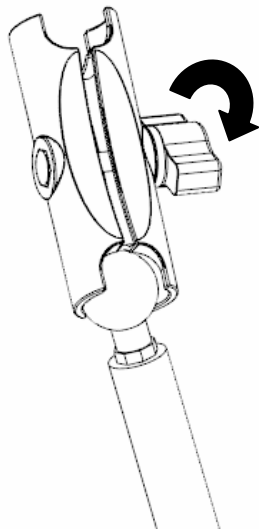


32301

To Install:

Step 1: Loosen knob on clamp on at the end of the mounting system that has been installed on wheelchair.

Step 2: Insert ball on rear of Device Mount and retighten knob on clamp..



Therafin Corporation
9450 W Laraway Road
Frankfort, IL 60432
800-843-7234
www.therafin.com