


# HIP BELTS & CHEST STRAPS

*Parts included vary depending on which belt you have.  
You may not have all parts shown here.*

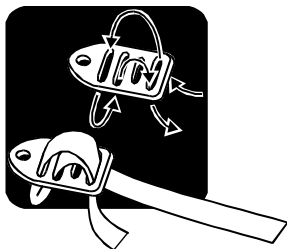
## METAL ATTACHING CLIPS

Depending on width of strap, thread strap as shown.

Metal Attaching Clip & 1" Or 1.5" Strap

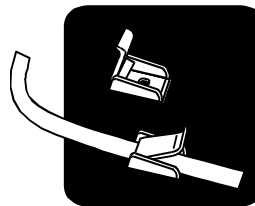


Metal Attaching Clip & 2" Strap



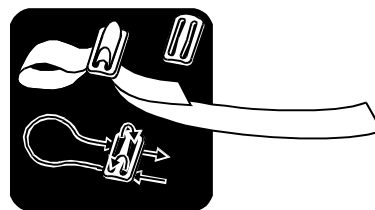
## CAM LOCK BUCKLES

Thread strap through buckle and push top down to hold strap in place.

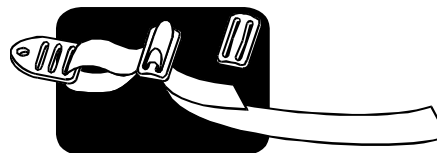


## 3-BAR SLIDING CLIPS

Use 3-Bar Sliding Clips to loop straps around chair frame.

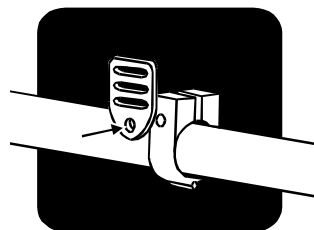


Use 3-Bar Sliding Clips with Metal Attaching Clips.



## HINGED COLLARS

Attach Hinged Collars to chair frame. Attach Metal Attaching Clips or Cam Lock Buckles to Hinged Collars.



9450 W Laraway Rd • Frankfort, IL 60423  
Customer 800-843-7234 • Fax 888-479-1515  
www.TheraFin.com • info@TheraFin.com