


Belt Pad TheraSleeves

- ⚠ Caution: Read Instructions before operating device.
- ⚠ Caution: Device should be installed by a trained wheelchair technician.
- ⚠ Caution: Device should be used for positioning only.

Product Identification




To Install:

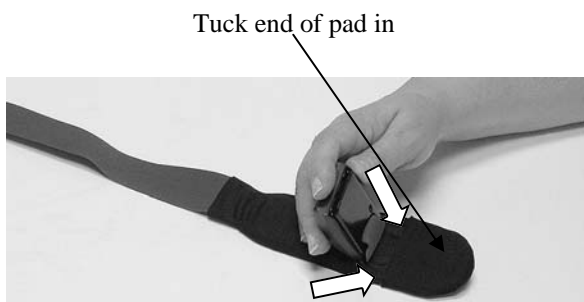
Image below shows installed device.



Step 1:



Step 2:



Step 3:



Step 4:



Step 5:

Smooth out wrinkles



Belt Pad TheraSleeves

Care and Cleaning

1. Machine wash using warm water and a mild detergent. Tumble dry low. Do not use chlorine bleaches or fabric softeners.



Warranty

Any product found to be defective due to the material or workmanship within one year will be replaced under our return policy following product evaluation by Therafin Corporation. This replacement warranty does not include misuse or neglect of the product.

*Document 08673
Revision A 12-2015*



 Therafin Corporation
9450 W Laraway Road
Frankfort, IL 60423 USA
800-843-7234
www.theraфин.com



EC	REP
----	-----

EMERGO EUROPE
Molenstraat 15
2513 BH, The Hague
The Netherlands